

# SENIOR MEETINGS SEPTEMBER 2022



## College & Career Center Overview – *What do we offer?*

- Scholarship resources
- Service opportunities
- Financial aid assistance
- College exploration and application support
- ACT/SAT fee waivers
- College application fee waivers
- Military exploration
- Trade school exploration and preparation
- Field trips
- Career exploration and preparation
- Valencia College exploration, application and transition support (**seniors only**)
- FAFSA support

## *What is what we offer important?*

- You need a confirmed plan of what comes next after graduation
  - Confirmed college, trade school, technical school acceptance
  - Confirmed enlistment in military branch
  - Confirmed acceptance of full-time job



## *What do you report to Mrs. Malfara?*

- Every college, trade school, and technical school acceptance
- Every full-time job offer
- Confirmation of enlistment
- Every scholarship offer
- FAFSA confirmation

*Stop in to show Mrs. Malfara your information, send screenshots on Remind, or forward via email!*

*You'll be entered into drawings by district to win gift cards, computers, and more with every update!*




# Appointments

**College & Career Counselor**

Mrs. Malfara

Room 276

[www.calendly.com/malfarad](http://www.calendly.com/malfarad)



**SCAN ME**

**Valencia Transition Coach**

Mrs. Burton

Room 276, Monday & Thursday ONLY

[www.calendly.com/msburton](http://www.calendly.com/msburton)



**SCAN ME**

## *No appointments available with Mrs. Malfara?*

- DO. NOT. WAIT!
- Eat lunch in the CCC Monday–Friday to work on applications and ask questions
  - Check the board outside 276, updated each day, with what lunches are available
  - Need food from the cafeteria? *Ask Mrs. Malfara or a College & Career Intern for a pass!*

# Class of 2023 Remind

- Number 1 way we help keep you on track for planning your future
- Text **@2023-eagle** to **81010** OR
- Click *Join Existing Class* on the application and use **2023-eagle**
- You will receive messages from Mrs. Burton and Mrs. Malfara about scholarships, field trips, deadline reminders, college presentations on campus, events, resources, and more
- You can chat with Mrs. Malfara directly using Remind

## Connect On Social Media

Stay connected to the information that helps you plan for your future!

- **Facebook:** *Like...*
  - Poinciana High School
  - Friendlyneighborhoodccc
- **Instagram:** *Follow...*
  - Friendlyneighborhoodccc
  - mrs.malfara
  - poincianahighschool
  - Osceolaschoolsfl




## Year at a Glance

- **Now** – have a list of 6 schools you want to apply to (if you intend to apply to 4-year colleges)
  - 2-2-2
- By **September 30<sup>th</sup>** – have all letters of recommendations for 4-year colleges requested on Xello
- By **November 1<sup>st</sup>** – have all applications to 4-year colleges **SUBMITTED**
- **October** – FAFSA (for students going to college AND trade school)
- **December** – create your FFAA account (more on this later this year)

## Resources to Review

- **Senior information:** <https://www.osceolaschools.net/Page/9030>
  - Includes link to Senior Newsletter, Scholarship Newsletter, information on 2-year and 4-year schools, appointment links for Mrs. Burton and Mrs. Malfara, month-by-month checklist for applying to college, Step By Step Guide for 4-year College Applications, information on letters of recommendation, community service information and resources
- **Upcoming events:** Career fairs, college fairs, college visits, and more! <https://www.osceolaschools.net/Page/9152>



# XELLO EXPLORATION



# Access Xello



- x Sign into your computer
- x Log into **ClassLink**
- x Find and open the **Xello** application

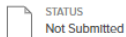
# Xello as a College Application Tool

- You use Xello to...
  - Request transcripts
  - Request letters of recommendation for college
- Today, we will complete 2 short Xello lessons
  - Welcome to Xello Seniors!
  - The Common Application and Xello

Click *Get Started*

The screenshot shows the Xello dashboard for a user named Danielle. At the top, there are navigation links for 'About Me', 'Explore Options', and 'Goals & Plans'. The main heading says 'Hey Danielle!'. Below this is a card titled 'All Lessons' with a 'Grade 12' badge. The card contains a 'WS' icon and the text 'Welcome to Xello Seniors!' with a 'Get Started' button circled in red. To the right of the main card is a sidebar with sections for 'About Me', 'Explore Options', and 'Goals & Plans'. The 'About Me' section includes 'Matchmaker', 'Personality Style', 'Mission Complete', and 'Learning Style'. The 'Explore Options' section includes 'Careers', 'Schools', 'Majors', and 'Saved Options'. The 'Goals & Plans' section includes 'My Plans', 'Course Planner', and 'College Planning'. Below the sidebar is an 'Assignments' section with two items: 'Resume' and 'Common App and Xello', both marked as 'Not Submitted'.

# Welcome to Xello Seniors!



We are excited to introduce you to Xello! In Xello, you'll have an opportunity to better understand your future academic and career possibilities, and develop future ready skills to apply at school, work, and in life.

Watch this video to learn more about how to use Xello here (Note: Click on the **US** video): [Xello Video](#)

Learn about how you can use your dashboard to keep track of the work you need to do and what you've completed by watching the following video: [Your Student Dashboard Video](#)

Lastly, all of your transcripts and letters of recommendations will be submitted through Xello and you will need to watch the following videos to familiarize yourself with the process:

[Student Requesting a Transcript](#)  
[Student Request for Letters of Recommendations](#)  
[Student Tracking Letters of Recommendations](#)

Enjoy your time exploring Xello, learning more about your interests, and finding out more about career possibilities!

When you've finished, please type in '**COMPLETE**' in the text box, click the '**TURN IN**' tab, and finally click '**DONE**' in the top right hand corner.

☰ ☰ ☰

---

Write your answer for the custom lesson

[Attach Files](#)

Turn In

# Welcome to Xello Seniors!

1. Click through the links in *blue*
2. Answer the question
3. Click *Turn in*

# The Common Application and Xello

Hey **Danielle!**

Click *Get Started*



11% All Lessons Grade 12

TX

The Common Application and Xello

**Get Started**

- FC FAFSA Completion
- PA Post-Secondary Acceptance
- Career Path Choices 0%
- Career Backup Plans 0%
- Job Interviews 0%

About Me Explore Options Goals & Plans

- Matchmaker ✓
- Personality Style
- Mission Complete
- Learning Style
- Skills Lab
- Careers
- Schools
- Majors
- Saved Options
- My Plans
- Course Planner
- College Planning

## Assignments

### Common App and Xello New

By: Osceola County School District

Status: Not Submitted

### Personal Essay/Statement New

By: Osceola County School District

Due: September 30, 2020

Status: Not Submitted

### Resume

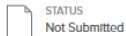
By: Osceola County School District

Due: May 20, 2022

Status: Not Submitted

[View All Assignments](#)

# Welcome to Xello Seniors!



We are excited to introduce you to Xello! In Xello, you'll have an opportunity to better understand your future academic and career possibilities, and develop future ready skills to apply at school, work, and in life.

Watch this video to learn more about how to use Xello here (Note: Click on the **US** video): [Xello Video](#)

Learn about how you can use your dashboard to keep track of the work you need to do and what you've completed by watching the following video: [Your Student Dashboard Video](#)

Lastly, all of your transcripts and letters of recommendations will be submitted through Xello and you will need to watch the following videos to familiarize yourself with the process:

[Student Requesting a Transcript](#)  
[Student Request for Letters of Recommendations](#)  
[Student Tracking Letters of Recommendations](#)

Enjoy your time exploring Xello, learning more about your interests, and finding out more about career possibilities!

When you've finished, please type in '**COMPLETE**' in the text box, click the '**TURN IN**' tab, and finally click '**DONE**' in the top right hand corner.

☰ ☰ ☰

Write your answer for the custom lesson

[Attach Files](#)

Turn In

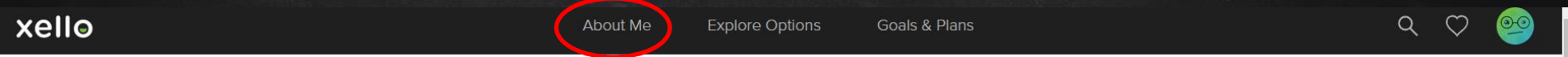
# The Common Application and Xello

1. Click through the links in *blue*
2. Answer the question
3. Click *Turn in*



# Resume Builder

When done, let's update those resumes!  
Click About Me at the top of your Xello homepage.



## Hey Danielle!

The dashboard is divided into two main sections. On the left, there is a card for 'All Lessons' with a progress indicator showing 11% completion. Below this is a large light blue box with a circular icon containing 'TX' and the text 'The Common Application and Xello' with a 'Get Started' button. On the right, there is a grid of navigation options under three main categories: 'About Me', 'Explore Options', and 'Goals &amp; Plans'. Under 'About Me' are links for Matchmaker, Personality Style (locked), Mission Complete (locked), Learning Style, and Skills Lab. Under 'Explore Options' are links for Careers, Schools, Majors, and Saved Options. Under 'Goals &amp; Plans' are links for My Plans, Course Planner, and College Planning. Below this grid is a section titled 'Assignments'.

# Resume Builder

Scroll down until you see Resume. Click Update or begin!

The screenshot shows the xello Resume Builder interface. At the top left is the xello logo. The navigation bar includes 'About Me', 'Explore Options', and 'Goals & Plans'. On the right are icons for search, a heart, and a profile. The main content area is divided into several sections:

- A green button labeled 'Start the Quiz!'.
- A section with 'Visual', 'Auditory', and 'Tactile' categories and a 'Start the Quiz!' button.
- A section with 'Get Started'.
- A section titled 'AFTER HIGH SCHOOL...' with the goal 'More School or Training' and an 'Edit Goal' button.
- A section titled 'FAVORITE CLUSTERS' with the question 'Which career clusters interest you?' and a 'Set Favorites' button.
- A section titled 'RESUME' with the text 'Last updated: 10 / 05 / 2022' and an 'Update' button. This section is circled in red.

# Resume Builder

Check out the CCC website for tips and tricks for resume writing, as well as other life skills!

Professionalism (*resume writing, interviewing, and emailing*)  
<https://www.osceolaschools.net/Page/9046>

